

A Fruit Fly, *Anastrepha ocesia* (Walker) (Insecta: Diptera: Tephritide)¹

H. V. Weems, Jr.²

Introduction

Anastrepha ocesia (Walker) is one of six species of fruit flies of the genus *Anastrepha* which occur in Florida or which have been established in Florida at some time. This West Indian species has been collected in Florida only in the Keys of Monroe County where it has been found sparingly; it has not been found in Florida since 1936. There is a distinct possibility that this species has not survived in Florida. It is not considered to be of economic importance anywhere within its range.

Synonyms

Trypeta ocesia Walker

Trypeta tricineta Loew

Acrotoxa ocesia (Walker)

Anastrepha tricineta (Loew)

Distribution

Florida Keys from Key Largo to Key West, Cuba, Puerto Rico, Jamaica, and Hispaniola. The Florida records are from Rock Harbor, Key Largo

Key, July 7, 1936, and from Key West, March 28, 1936. Except for the holotype female (British Museum), the species has not been collected on Jamaica. Other specimens are from the Isle of Pines, the eastern and western tips of Cuba, and Santo Domingo City, Hispaniola. A specimen which subsequently was described by Loew as *Trypeta tricineta*, a synonym of *A. ocesia* (Walker), was collected aboard ship 60 miles northwest of St. Nicholas, Haiti, but its origin is unknown.

Identification

Small orange brown fly with patterned wings, banded abdomen, and somewhat long ovipositor sheath. The wing pattern is predominantly dark brown; distal arm of V band present, separated from proximal arm, or narrowly joined to side of latter at M_{1+2} ; proximal arm of V band usually extending forward to vein R_{4+5} but not joined to S band; costal and S bands connected, the hyaline spot usually not touching vein R_{4+5} ; wing 6.6 to 7.5 mm long. Thorax orange brown, with pale- yellow and black markings, black markings consisting of a median spot lying in a brownish band on scutoscutellar suture, acute anteriorly, usually notched posteriorly, and

1. This document is EENY202, one of a series of the Entomology and Nematology Department, Florida Cooperative Extension Service, Institute of Food and Agricultural Sciences, University of Florida. Original publication date March 2001. Revised June 2004. Reviewed: March 2011. This document is also available as a Featured Creature at <http://creatures.ifas.ufl.edu/>. Please visit the EDIS website at <http://edis.ifas.ufl.edu>.

2. H. V. Weems, Jr., Florida Department of Agriculture and Consumer Services, Division of Plant Industry, Gainesville, FL.

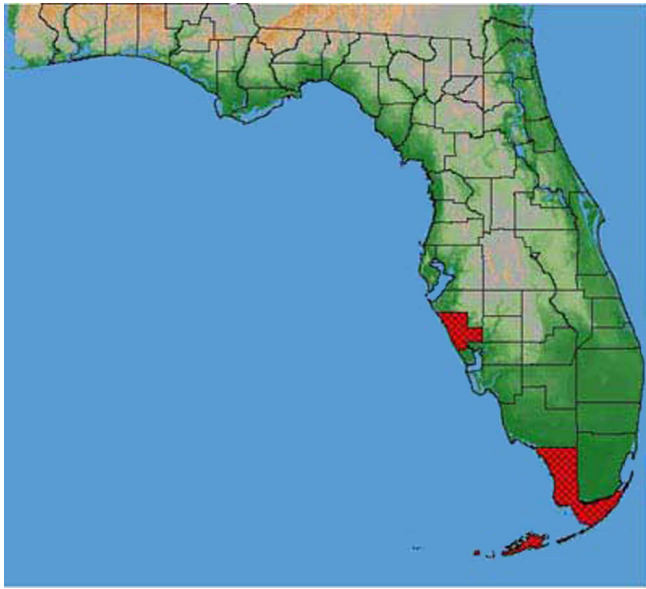


Figure 1. Incidence of *Anastrepha obliqua* (Walker) in Florida. Credits: G. J. Steck and B. D. Sutton, Division of Plant Industry

metanotum except for a narrow median stripe. Macrochaetae black; pile pale yellowish. Abdomen orange brown, with transverse brownish-black bands on tergites 2-4 basally, not reaching lateral margins, and those on tergites 3-4 narrowed or broken medially.

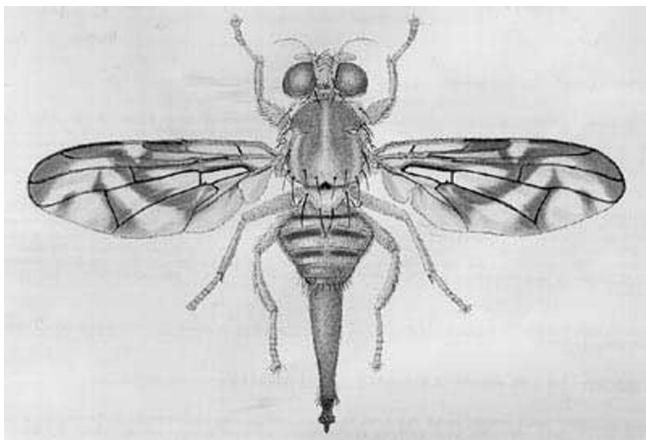


Figure 2. Adult female *Anastrepha ocesia* (Walker), a fruit fly. Credits: Division of Plant Industry

Ovipositor sheath of female 3.6 to 3.9 mm long; ovipositor approximately 3.3 mm long, stout, with many fine, blunt teeth on a little more than posterior half.




Figure 3. Ovipositor tip of adult female. Credits: Division of Plant Industry

Life History

The life history of *Anastrepha ocesia* has not been ascertained.

Hosts

Reared from *Achras zapota* (sapodilla), *Psidium guajava* (common guava); adult female collected on grapefruit.

Selected References

DaCosta Lima, A. Sept. 1934. Moscas de frutas do genero *Anastrepha* Schiner, 1868 (Diptera: Trypetidae). Memorias do Instituto Oswaldo Cruz 28 (4): 487-575.

State Plant Board of Florida Eleventh Biennial Report for the period July 1, 1934-June 30, 1936. *Anastrepha tricincta*. Jan. 1937. p. 21.

Stone, Alan. 1942. The fruit flies of the genus *Anastrepha*. USDA Misc. Pub. No. 439. Washington, DC. 112 p.

White, I.M., and M.M. Elson-Harris. 1994. Fruit Flies of Economic Significance: Their Identification and Bionomics. CAB International. Oxon, UK. 601 p.