

How Wind Affects Homes¹

Kathleen C. Ruppert, Hal S. Knowles III, Karla A. Lenfesty, and Craig Miller²

This publication is part 6 of 6 of the Education + Action = Wind Damage Mitigation series. For the rest of the series, visit http://edis.ifas.ufl.edu/topic_series_wind_damage_mitigation.

Wind forces are complex. The effect of wind on a building depends on the interaction of many variables. Natural variables include wind speed, wind height, ground surface features, and the properties of the air. Building variables include the shape, location, and physical properties of structures. Together, these variables create differences in pressure that push and pull on the exterior surfaces of buildings.

How Wind Forces Affect Homes

Uplift occurs as wind flows over a roof. Similar to the effect on airplane wings, wind flow under a roof pushes upward while wind flow over a roof pulls upward (Figure 1).

Tilting or sliding occurs when horizontal wind pressures create a shearing action along the foundation (Figure 2).

Overturning, or rotating off the foundation, can also result from shearing action when a structure is unable to tilt or slide off the foundation (Figure 3).

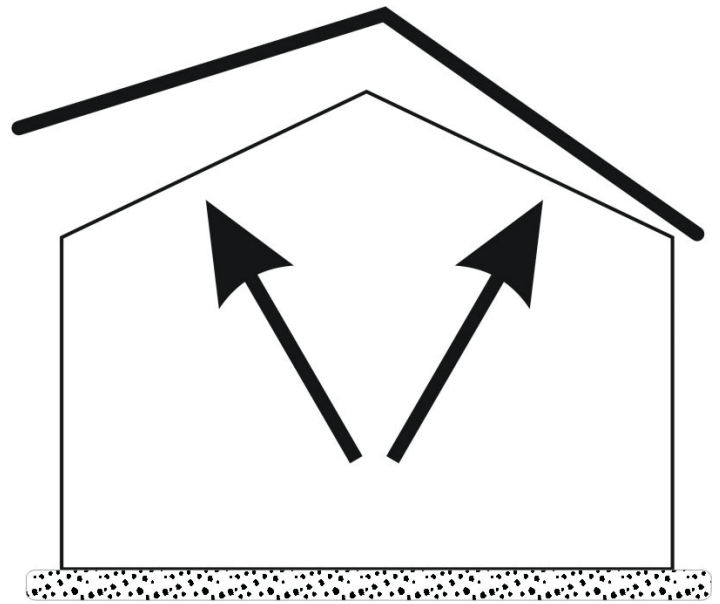


Figure 1. Uplift.
Credits: Barbara Haldeman, UF/IFAS PREC

Only as Strong as the Weakest Link

A safe home is designed to resist these three effects of wind. The exterior surfaces of a home interact to function as the building envelope. Think of this envelope as a protective shield from the outdoor elements such as heat, humidity, and stormy weather. A stronger shield makes for a safer home and more comfortable occupants.

1. This document is ABE379 (it is part 6 of 6 of the Education + Action = Wind Damage Mitigation series), one of a series of the Department of Agricultural and Biological Engineering, UF/IFAS Extension. Original publication date April 2007. Revised October 2013 and November 2016. Visit the EDIS website at <http://edis.ifas.ufl.edu>. The original publication was partially funded from a Florida Department of Community Affairs Residential Construction Mitigation Program Grant.
2. Kathleen C. Ruppert, professor emeritus, Program for Resource Efficient Communities; Hal S. Knowles, III, associate in, Program for Resource Efficient Communities; Karla A. Lenfesty, windstorm damage mitigation program specialist (retired), UF/IFAS Extension St. Lucie County; and Craig Miller, associate in, Program for Resource Efficient Communities; UF/IFAS Extension, Gainesville, FL 32611.

The Institute of Food and Agricultural Sciences (IFAS) is an Equal Opportunity Institution authorized to provide research, educational information and other services only to individuals and institutions that function with non-discrimination with respect to race, creed, color, religion, age, disability, sex, sexual orientation, marital status, national origin, political opinions or affiliations. For more information on obtaining other UF/IFAS Extension publications, contact your county's UF/IFAS Extension office.

U.S. Department of Agriculture, UF/IFAS Extension Service, University of Florida, IFAS, Florida A & M University Cooperative Extension Program, and Boards of County Commissioners Cooperating. Nick T. Place, dean for UF/IFAS Extension.

the *Education + Action = Wind Damage Mitigation* series: http://edis.ifas.ufl.edu/topic_series_wind_damage_mitigation.

How Wind Forces Cause Damage

Wind forces can break the building's load path or punch a hole in the building envelope. Sometimes the actual force of high winds can cause a door or window to break open.

Other times nearby debris can be picked up in the wind and projected against the building envelope. Roof shingles from a neighbor's home, branches from fallen trees, or unsecured yard furniture are examples of potentially dangerous wind-borne debris.

Once wind forces create an opening in the building envelope, the dangers of structural failure greatly increase. Water intrusion is another damaging effect of wind-driven rain.

If your house is in an unobstructed location or within 1,500 feet of open water, you are more susceptible to damages caused by high winds. Proper landscaping may help to shield your home and divert winds around the building.

Hurricane and Tornado Resistance

Check with your local building official to determine the wind speed and wind-borne debris region of your location. Use the protections that will help your home resist the wind speed of your region. It is a good investment to build or renovate beyond minimum code requirements. This may provide additional damage resistance, peace of mind, increased market value, and help you qualify for current or future incentives such as property wind insurance discounts.

- **Fortified... for safer living** is a home certification program of the Institute for Business and Home Safety (IBHS), a research and educational organization of property insurance companies. The "Fortified...for safer living" designation means that a qualified inspector has confirmed the house is designed and built to withstand the perils commonly experienced in the area. Some insurance companies offer premium discounts on wind coverage for certified homes. For more information, visit <https://disastersafety.org/fortified/>
- **Blueprint for Safety** is an educational program of the Federal Alliance for Safe Homes (FLASH), a non-profit, charitable education organization dedicated to promoting home safety. The program offers guidelines and builder

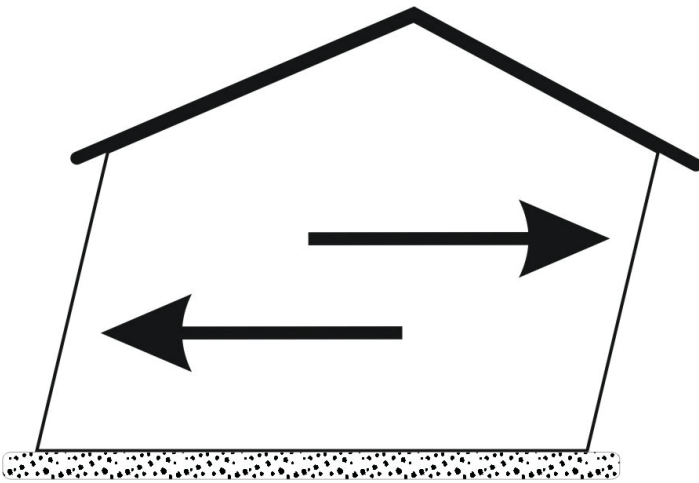


Figure 2. Tilting.

Credits: Barbara Haldeman, UF/IFAS PREC

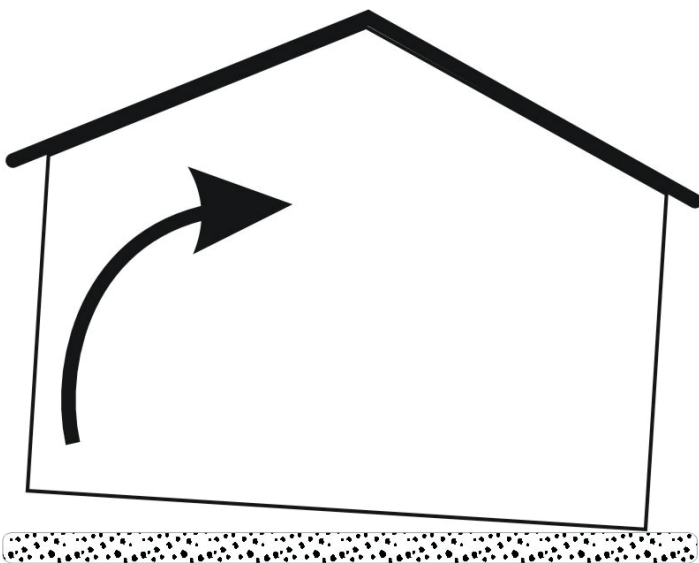


Figure 3. Overturning.

Credits: Barbara Haldeman, UF/IFAS PREC

The structural components of a building envelope are the foundation, walls, and roof. A safe envelope has a continuous load path. This path connects all the structural parts of a building envelope similar to the way the skeleton supports and connects parts of the body.

The non-structural components of a building envelope include windows, doors, garage doors, and other openings in the structural components. These parts protect the inside of a building similar to the way the skin protects internal organs.

The weakest link in the building envelope is the point most likely to fail in a windstorm. When a hurricane or tornado strikes, a home is only as strong as the weakest link.

For more detailed information about wind-resistant building envelopes, please read the other fact sheets in

training designed to provide reliable information about disaster-safety building techniques and features for floods, wildfires, and windstorms. For more information, visit <http://www.blueprintforsafety.org/mission.php> and www.flash.org

Other Resources

Federal Emergency Management Agency Library:
<https://www.fema.gov/resource-document-library>

FloridaDisaster.org: Florida Division of Emergency Management: <http://www.floridadisaster.org/>

Texas Tech University National Wind Institute:
<http://www.depts.ttu.edu/nwi/>

University of Florida: The Disaster Handbook – Master Guide: <http://disaster.ifas.ufl.edu/masterfr.htm>