

Florida Cow-Calf and Stocker Beef Safety and Quality Assurance Handbook: Record Keeping for Beef Quality Assurance¹

Todd A Thrift, Matt J. Hersom and Max Irsik²

1. This document is AN172, one of a series of the Department of Animal Sciences, UF/IFAS Extension. Original publication date October 2006. Reviewed July 2019. Visit the EDIS website at <http://edis.ifas.ufl.edu>.
2. Todd Thrift, associate professor; Matt J. Hersom, associate professor, Department of Animal Sciences; and Max Irsik, former clinical assistant professor, College of Veterinary Medicine; UF/IFAS Extension, Gainesville, FL 32611.

The Institute of Food and Agricultural Sciences (IFAS) is an Equal Opportunity Institution authorized to provide research, educational information and other services only to individuals and institutions that function with non-discrimination with respect to race, creed, color, religion, age, disability, sex, sexual orientation, marital status, national origin, political opinions or affiliations. For more information on obtaining other UF/IFAS Extension publications, contact your county's UF/IFAS Extension office.

U.S. Department of Agriculture, UF/IFAS Extension Service, University of Florida, IFAS, Florida A & M University Cooperative Extension Program, and Boards of County Commissioners Cooperating. Nick T. Place, dean for UF/IFAS Extension.

RECORD KEEPING

for *Beef Quality Assurance*



Why keep records?

Record keeping is a key element of Beef Quality Assurance, and it's simply a good business practice. There are many software programs on the market that are designed for both commercial and purebred cattle operations. However, even old-fashioned pen and paper is still an acceptable record keeping system.

The important thing is to find a method that you are comfortable with, which allows you to maintain accurate, thorough and timely documentation of your herd health program, nutrition program and other important production factors. It's also essential to controlling your costs of production and keeping your eye on other pieces of data that help you make informed management decisions.

For example, animal health records tell the manager and veterinarian what treatments are being used so they can make sure that recommendations are being followed and decide whether treatment protocols need to be adjusted.

As well, to inspire consumer confidence we must be able to document the responsible use of products and demonstrate that we have control over risk factors that have residue potential. Good records are also important if your operation is inspected (for example, if one of your cull cows is found to have a

violative residue) by any state or federal agency.

Should your operation get cited for a residue violation and you believe it's a case of mistaken identity, good records are your only evidence that the animal in question does not belong to you. Or, if it *is* your animal, then your records may prove the animal was never given the particular drug in question.

Effective documentation showing appropriate training, inventory control, product use, animal identification, withdrawal and disposal

is the only way to avoid liability from a residue contamination. The only way to accurately determine if you are in compliance with withdrawal times is to know exactly what was given, how much was given, where it was given,

how it was given and when it was given to the animal.

Updated records also allow you to make well-informed decisions about marketing cattle without worrying whether enough time has elapsed since the last treatment. Also, as mentioned in the section on feed contamination, you should keep records on your use of pesticides, herbicides and other chemicals. Understand the remarks and safety restrictions with regard to withdrawal times and animal types (pregnant, lactating, etc.) that should not be treated or exposed to treated areas.

Record keeping is a key element of Beef Quality Assurance

Best Management Practices – Animal Treatment Records

1. Keep all records for at least two years from the date of transfer or sale of the cattle. In case a problem arises later, your records will help you track the treatment history of the animal when it was in your possession.
2. The treatment record should contain the following information:
 - a) Treatment date,
 - b) Diagnosis
 - c) Animal or group identification
 - d) Approximate weight of animal or group average
 - e) Product administered
 - f) Product lot/serial number
 - g) Earliest date the animal could clear withdrawal time
 - h) Dose given
 - i) Route of administration (IM, SQ, etc.)
 - j) Location of injections
 - k) Name of person who administered the drug
3. A copy of the appropriate records should be made available to the buyer of your cattle or as they are transferred from one unit of your ranch to another. Records should include all individual and group treatment/processing history and other information as deemed appropriate.



The sample records provided here give you an idea of how to record information on each animal health product you purchase, as well as an example of an individual animal treatment record and a group treatment record. There are also full-page sample forms in the Appendix, which can be copied or easily reproduced on your computer.

Animal Health Products Inventory

Date Received	Supplier/Distributor	Product Name	Quantity	Cost	Lot or Serial #	Expiration Date

Individual Animal Health Record

I.D.	Date	Weight	Product Temp.	Lot or Diagnosis	Treatment	Serial #	ROA*	Dose	Treatment Location	Date of Withdrawal	Initials of Processor

GROUP PROCESSING/TREATMENT MAP

Name/Ranch _____ Premise # _____

Address _____ Phone # _____

City _____ State _____ Zip _____

Group/Description: _____ ID/Brand: _____


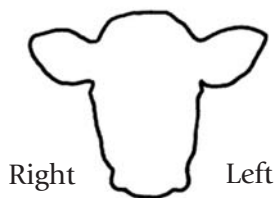

Processint Date: _____ Calving Season Date: _____ Pen/Pasture #: _____

Class: S / H / Bulls / Cows _____ Age: _____ Weight: _____ Hd processed: _____

Other Management: Castrate _____ Dehorn _____ Other _____ Crew: _____

Booster/Reprocess Date: _____

When possible select SQ products and never give injection in the rear leg or top butt.
Indicate site of treatment with the corresponding # from table.



Site #	Product and Company	Lot or Serial #	Exp Date	ROA*	Dose	Booster Date	Withdrawal Date
1.							
2.							
3.							
4.							
5.							
6.							
7.							
8.							

*ROA - Route of Administration (SQ, IM, IV, IN, topical, oral)

Soonest date this group of animals can be sold/marketed _____

Comments: _____

Best Management Practices –Feed Records

1. Keep all feed records for at least two years (an industry standard) from the date of transfer or sale of the cattle. In case of a problem, you will have documents to prove what you have or have not fed your cattle.
2. It's a good management practice to require that all feed products be accompanied by an invoice that includes the date, amount, lot/batch number and signatures of both the person who delivered the product and the person receiving the product.

Best Management Practices – Chemical Records

1. If you are a licensed pesticide applicator (required to purchase restricted-use chemicals), the Florida Department of Agriculture and Consumer Services already requires you to keep records on your use of these chemicals. These records are sufficient to meet BQA guidelines. (Full-page forms such as below can be found in the Appendix.)

Pesticide Inventory Record

Name of Product _____

Product	Date Received	Rec by	Source	Quantity Received	Special ID	Comments

Pesticide Use Record

PR=Pesticide name, WD=Withdrawal time

Date and Time of Treatment	Actual Applicator (if different from above)	Application Method	Brand Name	Active Ingredient	Product EPA Registration #	Crop Treated	Rate Applied per Acre	Size of Area Treated	Total Amount Applied	Restricted Entry Interval	Grazing or Hay Restricted

Pesticide Record Keeping Requirements of Four State and Federal Laws

RECORD	RTK	FL	FACT	WPS
Date	Required	Required	Required	Required
Time (Start & end)	Required	Required		Required
Product (Brand name)	Required	Required	Required	Required
Active Ingredients	Required			Required
EPA No.	Required	Required	Required	Required
Crop		Required	Required	
Acres treated		Required	Required	
Re-entry interval				Required
Total mix applied		Required	Required	
Application Method		Required		
Wind direction				
Wind speed				
Temperature				
Location	Required	Required		Required
Crop owner		Required		
Applicator		Required	Required	
App. License No.		Required	Required	
Application to record	Current	Current		Before treating
Record storage	30 years	2 years	14 days	30 days

RTK – Right to Know

FL – Florida Law

FACT – Food Agriculture Conservation Trade

WPS – Worker Protection Standard