

Pest Control Vehicle Safety

KEEP YOUR WORK VEHICLE SAFE AND LEGAL.
Inspection ensures that your service vehicle is safe and that you know enough to use the pesticides on the vehicle. Maintain a safe vehicle with these six steps:



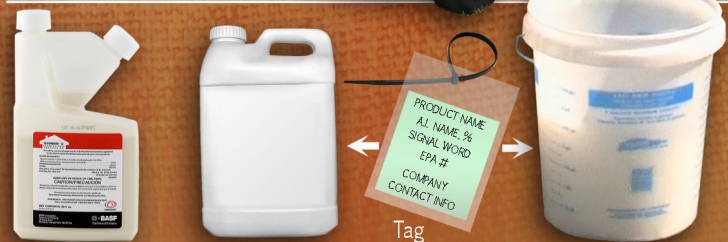
STEP 1.

- ▶ Have your photo ID card,
- ▶ Vehicle properly marked, and
- ▶ Locking pesticide storage.



STEP 2.

- ▶ Pesticides properly labeled;
- ▶ Apply tag if label is missing.




STEP 3.

- ▶ Spray tank must have air gap or anti-siphon device.
- ▶ Pesticides properly stored.




STEP 4.

- ▶ Pesticides are appropriate for licensee category.



Pesticide sheet



Full label



STEP 5.

- ▶ For all pesticides on vehicle:
- ▶ Know how to use them, and
- ▶ Have full labels and MSDS.



Pesticide spill kit



Treatment sign

STEP 6.

- ▶ Have a spill kit available.
- ▶ Have signage for posting foliage-treated areas.

